

**ST. ANTHONY-NEW BRIGHTON PUBLIC
SCHOOLS**

Independent School District 282

**2017 PAYABLE 2018
PROPERTY TAX HEARING**

**For the school year
July 1, 2018 – June 30, 2019
Presented on December 5, 2017
Phan Tu, Controller**



REQUIREMENTS OF THE TRUTH IN TAXATION HEARING

- Current Year Budget
 - Distribution of Revenues by Revenue Source
 - Spending by Program Area
- The 2017 Pay 2018 Proposed Property Tax Levy
 - Proposed Change
 - Specific Reasons for Proposed Change
- Public Comment and Questions

Minnesota Statute 275.065

SCHOOL DISTRICT BUDGET

**CURRENT SCHOOL YEAR
2017-2018**

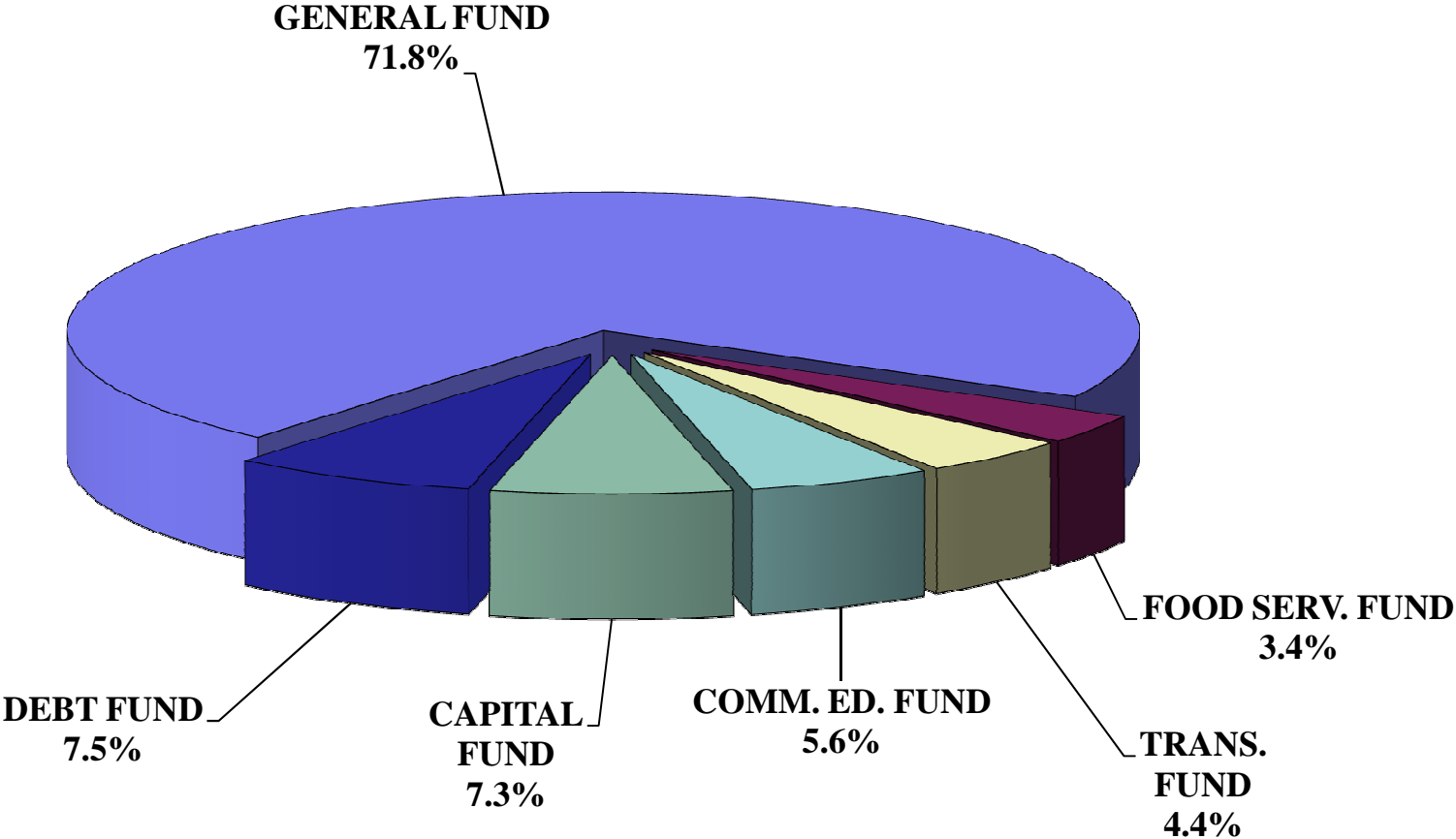
ST. ANTHONY - NEW BRIGHTON PUBLIC SCHOOLS
FISCAL YEAR 2017-18
BOARD ADOPTED BUDGET

REVENUES							
	GENERAL FUND	FOOD SERV. FUND	TRANS. FUND	COMM. ED. FUND	CAPITAL FUND	DEBT FUND	TOTALS
Levy	\$3,399,203	\$0		\$174,415	\$1,500,708	\$1,666,783	\$6,741,109
Misc. Local Rev.	589,900	494,200	25,000	1,100,876	500	2,600	\$2,213,076
State Aid	13,781,585	50,400	1,109,657	125,037	339,128	218,983	\$15,624,790
Federal Aid	426,000	329,000		9,000			\$764,000
TOTALS	\$18,196,688	\$873,600	\$1,134,657	\$1,409,328	\$1,840,336	\$1,888,366	\$25,342,975

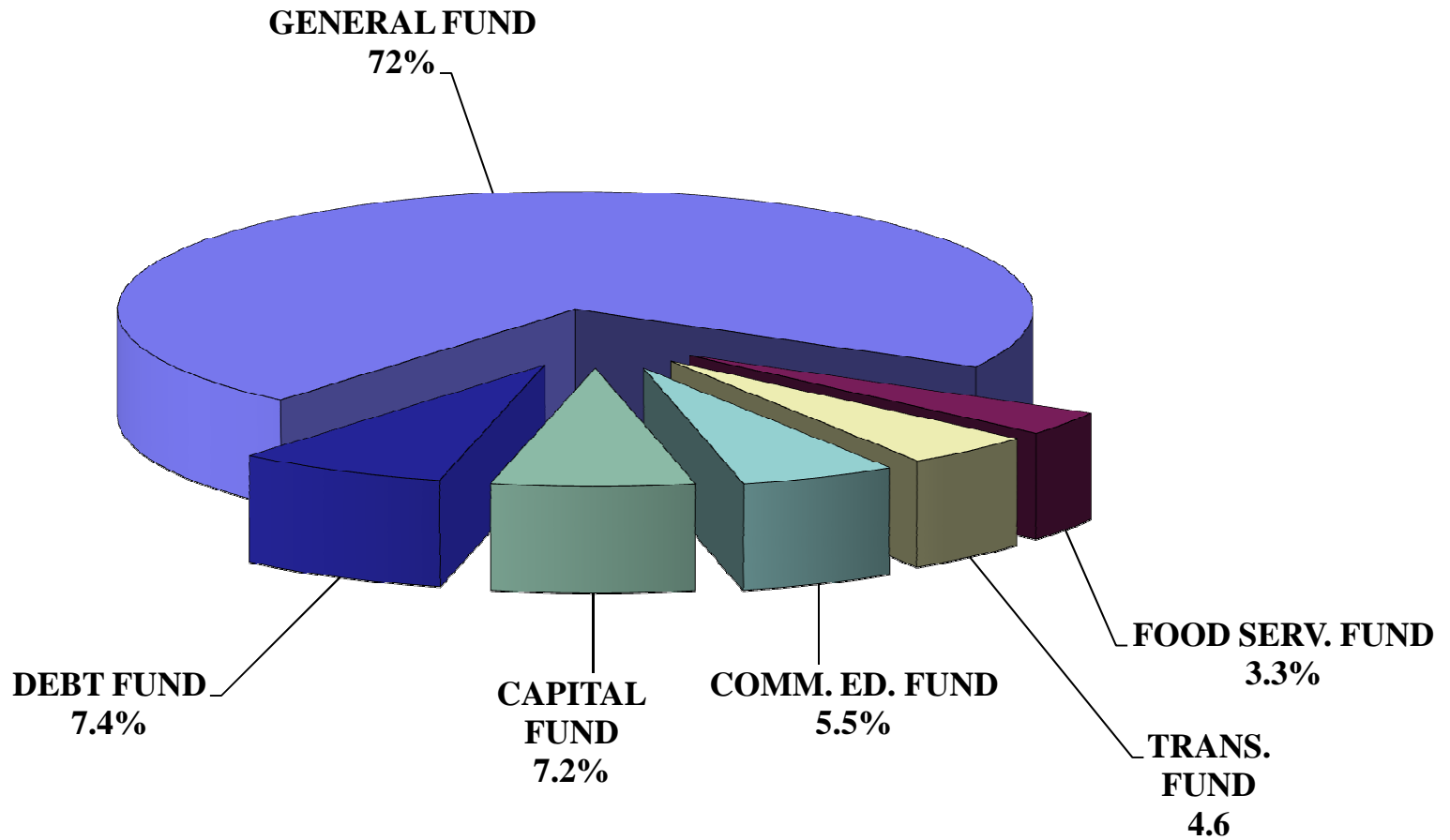
EXPENSES							
	GENERAL FUND	FOOD SERV. FUND	TRANS. FUND	COMM. ED. FUND	CAPITAL FUND	DEBT FUND	TOTALS
Salaries/Benefits	\$16,287,635	\$422,062	\$15,366	\$1,050,055	\$3,700		\$17,778,818
Purchased Services	1,407,278	46,787	1,150,034	272,381	415,975		\$3,292,455
Supplies	537,711	371,488		74,314	39,240		\$1,022,753
Capital Expenditures	12,050	1,010		1,100	1,359,899		\$1,374,059
Debt Service						1,889,670	\$1,889,670
Misc.	47,377	3,308		7,000			\$57,685
TOTALS	\$18,292,051	\$844,655	\$1,165,400	\$1,404,850	\$1,818,814	\$1,889,670	\$25,415,440



ST. ANTHONY - NEW BRIGHTON PUBLIC SCHOOLS
FISCAL YEAR 2017-2018
REVENUE BY FUND COMPARISON



ST. ANTHONY - NEW BRIGHTON PUBLIC SCHOOLS
FISCAL YEAR 2017-2018
EXPENDITURE BY FUND COMPARISON



ST. ANTHONY - NEW BRIGHTON PUBLIC SCHOOLS
FISCAL YEAR 2017-18
GENERAL FUND PROGRAM EXPENDITURES

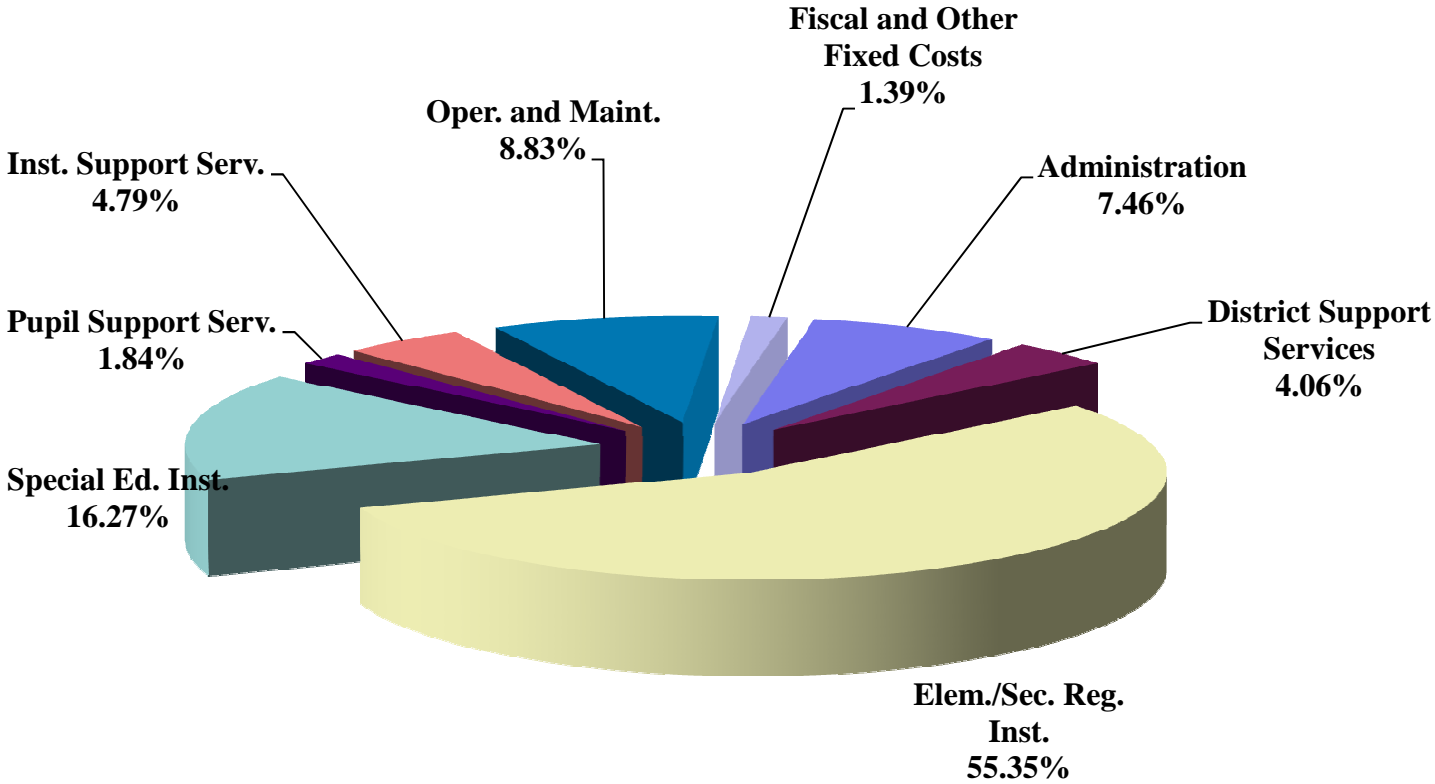
EXPENSES	GENERAL FUND
Administration	\$1,364,646
District Support Services	742,862
Elem./Sec. Reg. Inst.	10,124,621
Special Ed. Inst.	2,975,638
Pupil Support Serv.	337,142
Inst. Support Serv.	876,042
Oper. and Maint.	1,616,100
Fiscal and Other Fixed Costs	255,000
TOTAL EXPENDITURES	\$18,292,051



ST. ANTHONY - NEW BRIGHTON PUBLIC SCHOOLS

FISCAL YEAR 2017-2018

GENERAL FUND PROGRAM EXPENDITURES



2017 PAY 2018 LEVY

INFORMATION

**ST. ANTHONY - NEW BRIGHTON PUBLIC SCHOOLS
GROSS LEVY COMPARISON
ALL FUNDS**

	Total % Increase =	7.79%	
	ACTUAL 2016 PAY 2017	PROPOSED 2017 PAY 2018	DOLLAR DIFFERENCE
GENERAL FUND	5,160,849	5,285,812	124,963
COMMUNITY EDUCATION	175,178	177,758	2,580
DEBT SERVICE	1,666,783	2,084,743	417,960
TOTAL PROPOSED TAX LEVY	7,002,810	7,548,313	545,503

ST. ANTHONY - NEW BRIGHTON PUBLIC SCHOOLS
GENERAL FUND
GROSS LEVY COMPARISON

Total % Increase =	2.421%
--------------------	--------

	ACTUAL 2016 PAY 2017	PROPOSED 2017 PAY 2018	DOLLAR DIFFERENCE
Referendum Levies	\$2,306,849	\$2,172,185	(\$134,664)
Location Equity	\$841,301	\$833,330	(\$7,971)
Reemployment Levy	(\$8,084)	\$8,499	\$16,583
Capital Project Ref	\$634,127	\$669,839	\$35,711
Alt Teacher Compensation	\$151,756	\$156,699	\$4,943
Safe Schools	\$76,521	\$72,613	(\$3,907)
Student Achievement	\$15,587	\$0	(\$15,587)
Abatements	\$83,965	\$27,522	(\$56,443)
Operating Capital	\$123,273	\$110,248	(\$13,025)
Transition Levy	\$5,912	\$5,954	\$42
Equity Levy	\$220,837	\$220,287	(\$551)
Health and Safety Levy	(\$30,018)	(\$28,384)	\$1,635
Building Lease Levies	\$195,580	\$228,947	\$33,366
Achievement & Integration	\$70,822	\$65,821	(\$5,000)
Career Technical Levy	\$9,344	\$5,377	(\$3,967)
Intermediate	\$25,576	\$29,481	\$3,905
Long Term Facility Maint	\$577,746	\$765,087	\$187,341
Other General Adj	(\$140,246)	(\$57,693)	\$82,553
TOTAL GROSS LEVY	\$5,160,849	\$5,285,812	\$124,963



**ST. ANTHONY - NEW BRIGHTON PUBLIC SCHOOLS
COMMUNITY EDUCATION
GROSS LEVY COMPARISON**

Total % Increase =	1.473%
---------------------------	---------------

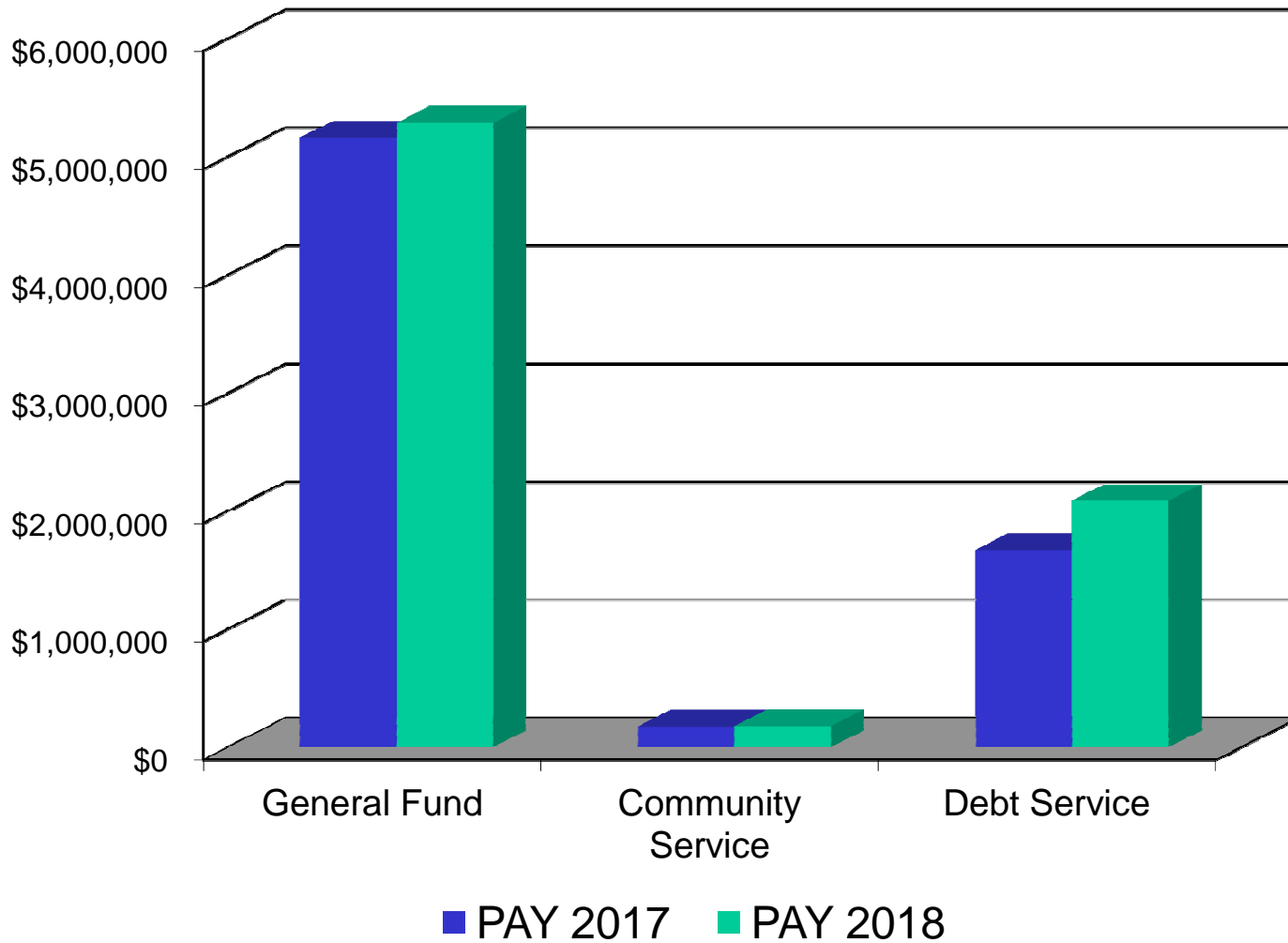
	ACTUAL 2016 PAY 2017	PROPOSED 2017 PAY 2018	DOLLAR DIFFERENCE
Basis Community Ed. Levy	\$81,426.42	\$81,426.42	\$0.00
Early Childhood Levy	36,474.39	35,975.02	(499.37)
Abatements	1,754.03	2,341.51	587.48
School Age Care Levy	55,000.00	57,500.00	2,500.00
Home Visit Levy	523.49	515.22	(8.27)
TOTAL GROSS LEVY	\$175,178.33	\$177,758.17	\$2,579.84

**ST. ANTHONY - NEW BRIGHTON PUBLIC SCHOOLS
DEBT SERVICE
GROSS LEVY COMPARISON**

Total % Increase =	25.076%
---------------------------	----------------

	ACTUAL 2016 PAY 2017	PROPOSED 2017 PAY 2018	DOLLAR DIFFERENCE
Debt Service	\$861,487	\$1,472,154	\$610,667
Long Term Facilities Debt Service	\$754,961	\$601,973	(\$152,988)
Abatement	\$50,335	\$10,616	(\$39,719)
TOTAL GROSS LEVY	\$1,666,783	\$2,084,743	\$417,960

**ST. ANTHONY - NEW BRIGHTON PUBLIC SCHOOLS
PAY 2017 VERSUS PAY 2018 SCHOOL LEVY COMPARISON**



WHAT ARE THE MAIN VARIABLES THAT MAY CAUSE PROPERTY TAX INCREASES AND DECREASES?

- 1. Changes in market values**
- 2. Changes in class rates/history**
- 3. Voter approved referendums**
- 4. State Adjustments**

ST. ANTHONY - NEW BRIGHTON PUBLIC SCHOOLS

Referendum Market Value History - 15 Years

<u>Assessment Year</u>	<u>Referendum Market Value</u>	<u>Percentage Change</u>	<u>Average Percentage Change since 2003</u>
2003	647,150,500		
2004	760,943,900	17.58%	17.58%
2005	862,872,700	13.40%	15.49%
2006	977,702,150	13.31%	14.76%
2007	1,038,976,250	6.27%	12.64%
2008	1,002,982,500	-3.46%	9.42%
2009	951,773,700	-5.11%	7.00%
2010	896,829,100	-5.77%	5.17%
2011	871,528,030	-2.82%	4.17%
2012	825,487,150	-5.28%	3.12%
2013	818,080,100	-0.90%	2.72%
2014	866,534,850	5.92%	3.01%
2015	967,451,278	11.65%	3.73%
2016	1,021,079,100	5.54%	3.87%
Estimated 2017	1,081,604,000	5.93%	4.02%

ISD 282 – St. Anthony-New Brighton

Property Type – Homestead Residential

Spread Levy from \$7.002M to \$7.548M with No Change in Assessed Valuation

Type of Property	2016 Estimated Market Value	Actual Pay 2017 School Portion of Taxes	2017 Estimated Market Value	Est. Pay 2018 School Portion of Taxes	Estimated Tax Increase / (Decrease)	Estimated Percent Change
Residential Homestead	100,000	527.16	100,000	535.06	7.89	1.50%
	150,000	852.92	150,000	873.65	20.73	2.43%
	200,000	1,178.67	200,000	1,212.24	33.58	2.85%
	225,000	1,341.37	225,000	1,381.35	39.97	2.98%
	250,000	1,504.42	250,000	1,550.84	46.42	3.09%
	300,000	1,830.17	300,000	1,889.43	59.26	3.24%
	350,000	2,155.92	350,000	2,228.02	72.10	3.34%
	400,000	2,481.67	400,000	2,566.62	84.95	3.42%
	500,000	3,107.10	500,000	3,214.00	106.90	3.44%



ISD 282 – St. Anthony-New Brighton

Property Type – Homestead Residential

Spread Levy from \$7.002M to \$7.548M with 6% Change in Assessed Valuation

Type of Property	2016 Estimated Market Value	Actual Pay 2017 School Portion of Taxes	2017 Estimated Market Value	Est. Pay 2018 School Portion of Taxes	Estimated Tax Increase / (Decrease)	Estimated Percent Change
Residential Homestead	100,000	527.16	106,000	575.53	48.37	9.18%
	150,000	852.92	159,000	934.56	81.64	9.57%
	200,000	1,178.67	212,000	1,293.20	114.53	9.72%
	225,000	1,341.37	238,500	1,472.71	131.34	9.79%
	250,000	1,504.42	265,000	1,652.22	147.81	9.82%
	300,000	1,830.17	318,000	2,011.25	181.08	9.89%
	350,000	2,155.92	371,000	2,369.89	213.97	9.92%
	400,000	2,481.67	424,000	2,725.47	243.80	9.82%
	500,000	3,107.10	530,000	3,435.50	328.40	10.57%

2017 Pay 2018 Levy Overview

Whereas, Pursuant to Minnesota Statutes the School Board of Independent School District No. 282 – St. Anthony-New Brighton, Minnesota, is authorized to make the following proposed tax levies for general purposes:

General Fund	\$5,285,812.00
Community Services	\$ 177,758.17
Debt Service	\$2,084,742.71
Total Proposed Tax Levy	\$7,548,312.88

Now Therefore, Be it resolved by the School Board of Independent School District No. 282 – St. Anthony-New Brighton, Minnesota, that the levy to be levied in 2017 to be collected in 2018 is set at \$7,548,312.88. The clerk of the ISD 282 School Board is authorized to certify the proposed levy to the County Auditors of Ramsey County and Hennepin County, Minnesota.

